

Precision Diamond Saw

CL50





TOP TECH

Instruction



Operation video

Cutting

Gravity feed system

Handle Wheel

Easy to adjust the vise movement



Cover

Safe and easy to observe the cutting process

Vises

Various vises to cut a wide variety and size of sample

Control panel

Easy to read the cutting thickness by digital display

Dressing system

To extend the usage lifetime of blade



Coolant tray

Removable coolant reservoir, easy to pick up the sample after cutting



Features



Horizontal wheel/clamp

Adjust to the cutting thickness units, the adjustable distance is 40mm. Select between imperial or metric units for thickness



Standard




Tray

Prevent sample drop into tank

Perforated Plate

Increase the cutting range and apply to different fixtures system

Options



Dressing chuck

Blades can easily be dressed to resume optimal cutting performance.



Coolant tray

Fast cleaning and easy removal of cut sample

Options

<p>CL500507 Fragile vise kit</p>	<p>CL500505A irregular vise kit</p>	<p>CL500506 Round/elliptic vise kit</p>
		

<p>CL500508 Long type kit (standard)</p>


<p>CL500509 Double vise kit</p>	<p>CL50051001A Round test kit</p>
	

Please refer to Appendix 1/2/3/4 for the cutting capacity

Option



Cutting table
Allow to cut larger sample in wide range



Options



Options- Slide clamping
Easy and safe to cut the sample

Worthy Options - Working Table

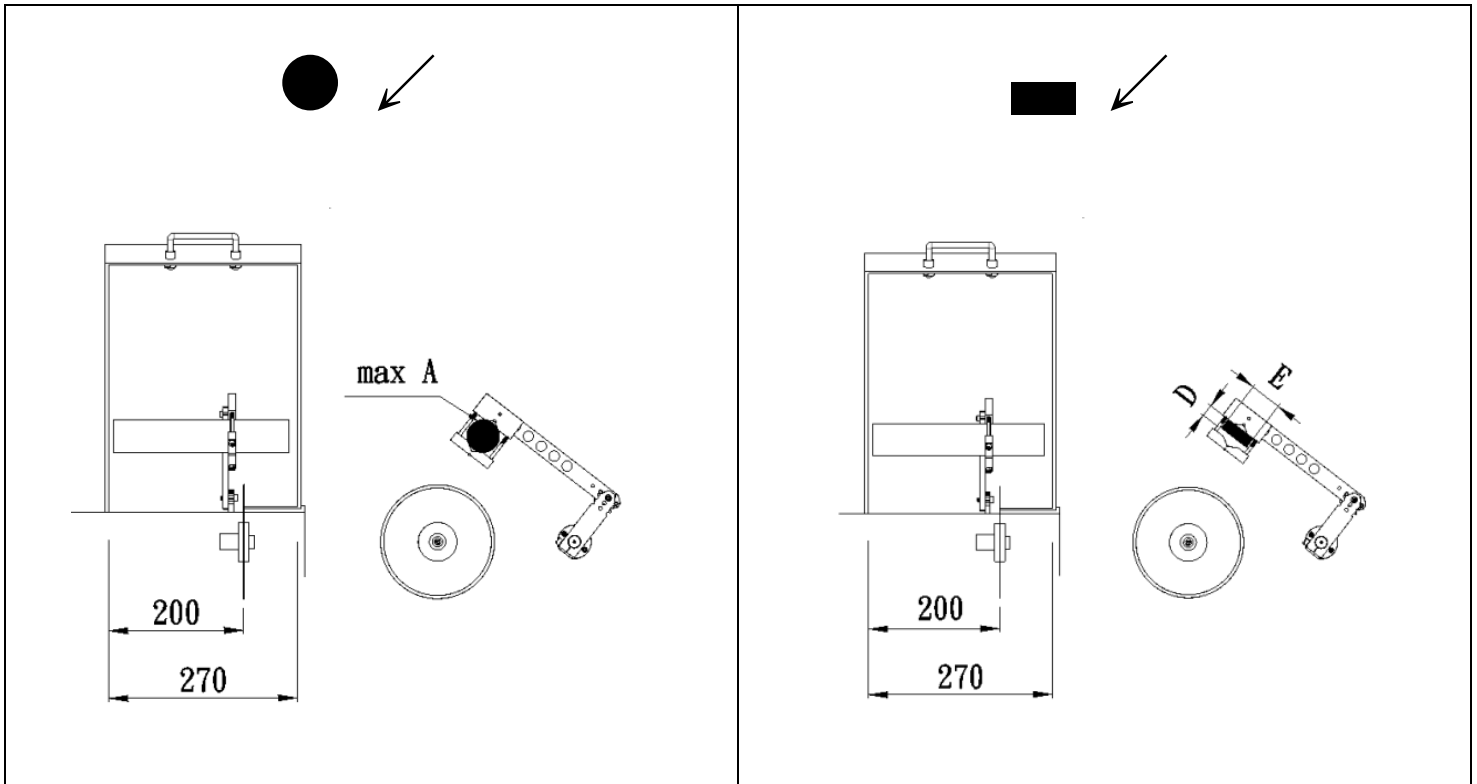


Working Table

Multifunctional working table, it supplies you a place to put your machine and store your accessories. It can be moved easily.

Model No.	TF01	TF02
Size	1000*800*700 mm	1200*1000*700 mm
Sample		

Appendix 1: Cutting capacity for vie (standard)



Cut-off blade	●		■	
	A(mm)	A cutting area(mm ²)	E(mm)	E x D(mm ²)
5"	30	706	50	50x10
6"	40	1256	50	50x25
7"	50	1963	50	50x35

The measure of square area :

Max width is E , $E \times D \leq A$ cutting area

Material restrictions are non-ferrous metals, non-metallic, ceramic, glass, titanium, precision cutting, polymer materials









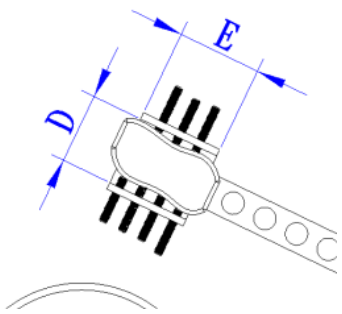
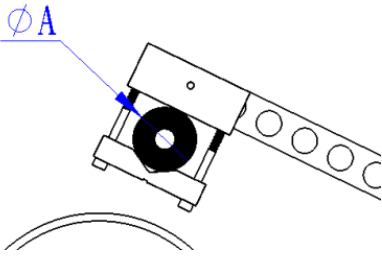
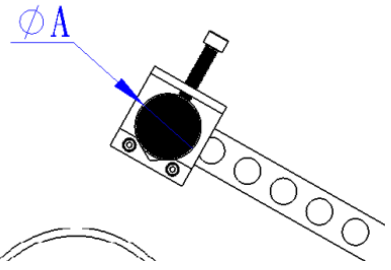
TOP TECH







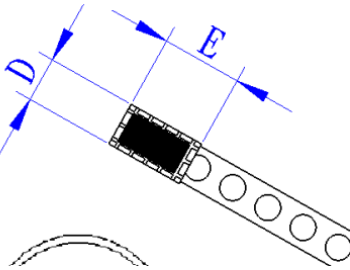
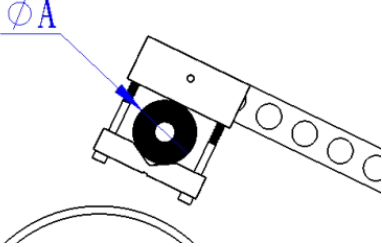
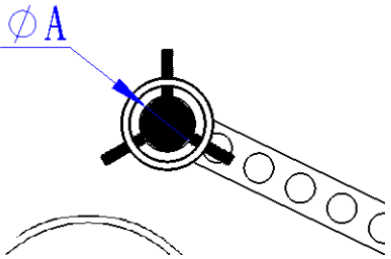
Appendix 2: Cutting capacity for various vises (options)


CL500505A irregular vise kit		CL500506 Round/elliptic vise kit		CL500507 Fragile vise	
A (mm)	E x D (mm ²)	A (mm)	E x D (mm ²)	A (mm)	E x D (mm ²)
-	60x50	Max. 40	50x35	-	50x28

CL500509 Double vise kit		CL50051001A Round test kit (Ø32)		CL50051002A Round test kit (Ø40)	
A (mm)	E x D (mm ²)	A (mm)	E x D (mm ²)	A (mm)	E x D (mm ²)
Max. 50	50x35	Max. 32	-	Max. 40	-

Appendix 3: Cutting capacity for various vises (options-smaller)

CL400051A irregular vise kit		CL400052-L Long type kit (Ø20)		CL400053 Round/elliptic vise kit	
 ↙	 ↙	 ↙	 ↙	 ↙	 ↙
A (mm)	E x D (mm ²)	A (mm)	A (mm)	E x D (mm)	E x D (mm ²)
-	38x25	Max. 20	-	38x25	
					

CL400054 Fragile vise kit		CL400055-D Double vise kit		CL50051001A Round test kit	
 ↙	 ↙	 ↙	 ↙	 ↙	 ↙
A (mm)	E x D (mm ²)	A (mm)	A (mm)	E x D (mm ²)	E x D (mm ²)
-	50x28	Max. 20	-	50x28	
					



TOP TECH

Appendix 4: Cutting capacity for various vises (options)

CL50051101A Teardrop vise kit		CL50051102A Teardrop vise kit		CL500512 Biomedical vise kit	
A (mm)	E x D (mm)	A (mm)	E x D (mm)	A (mm)	E x D (mm)
5~20	-	18~40	-	Max. 40	40x30

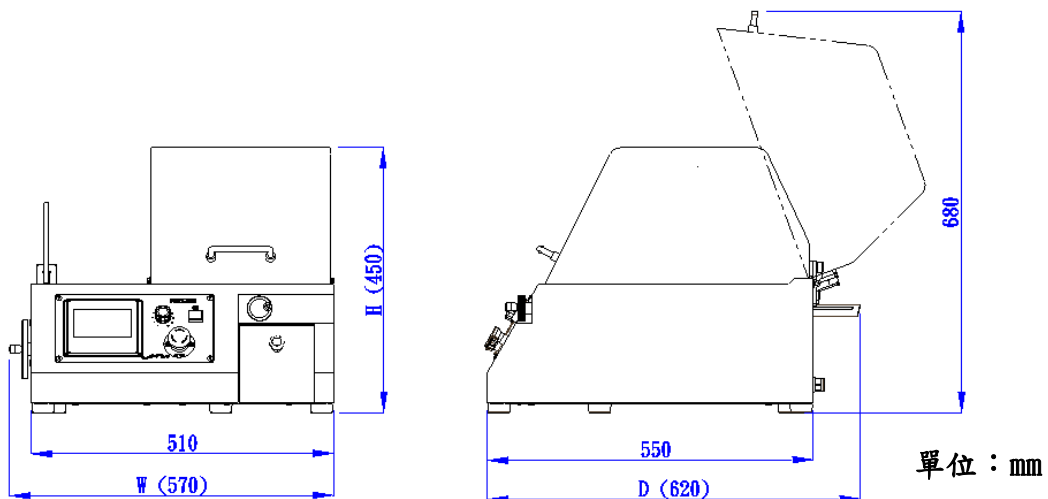
CL500513 Screw vise kit		CL500514 Double vise (薄片對半)			
A (mm)	E x D (mm)	A (mm)	E x D (mm)		
Max. 18	-	-	45x35x3T		



TOP TECH

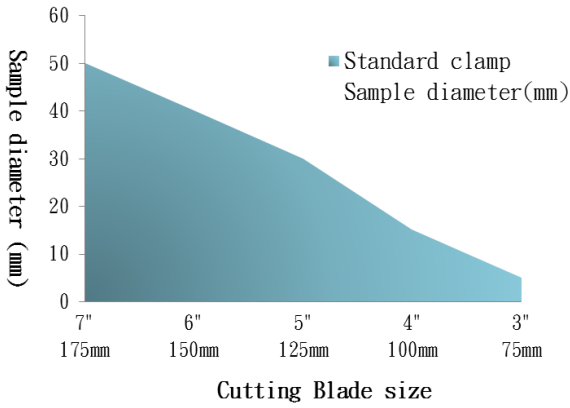
Specification

Model	CL50
Motor power	120W
Noise level	62~68dB
Sample Dim. Max.(mm)	Ø50mm
Cutting chamber	Appendix 5
Diamond blade	Ø5"~ Ø7"
Loading pressure	0~700g
Cutting Method	Gravity-fed system, the blade stop rotating once cutting finished
Rotational speed	150~2000 RPM
Vise (standard)	Long type kit
Horizontal movement	40mm
Coolant tank capacity	1 L
Machine size (W x L x H)	57 x 62 x 45cm
Machine weight Kg	43 Kg
Power	AC110V/200V-1Ø
Standard accessory	coolant 1 L 、 standard clamp*1
Options	Various vise, dressing system

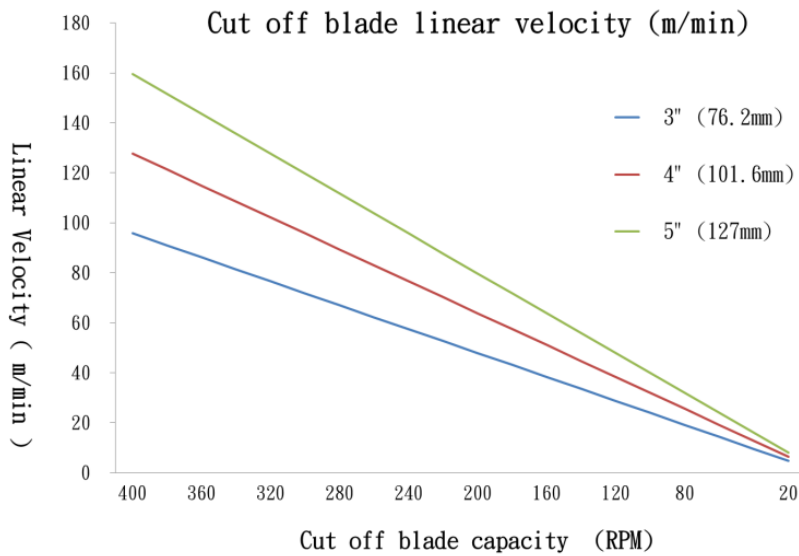
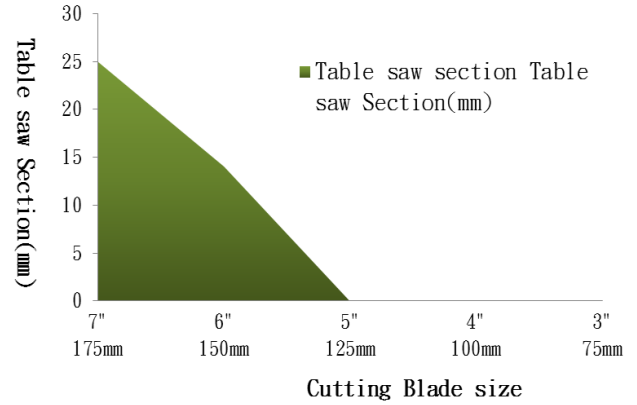


Parameter

Cutting Capacity-1 CL50



Cutting Capacity-2 CL50



Cutting area-1 : Use standard clamp, take away Perforated plate

Cutting area-2 : During using Table saw section, open cutting protection cover

1. Parameter for reference only.
2. Practically parameter depends on wheel, sample material, cutting speed, vise, etc.

Consumables

Diamond Wheel

Item No.	Cutting material	Wheel size	MOQ	Remark
HW21120602L	Non-ferrous metals , non-mental, ceramic, glass, titanium alloy, aluminum alloy, tungsten steel	Ø125XØ12.7X0.5	1	metal-bonded
HW21130602L	Hard, brittle, mineral material, non-ferrous metals ,hard alloy, ceramic, glass, titanium alloy, quartz, silicon	Ø127XØ12.7X0.6	1	resin-bonded
HW21220602L	Carbon steel, alloy steel, tool steel, stainless steel, bearing steel	Ø127XØ12.7X0.5	1	CBN metal-bonded (boron nitride)
HW21120702L	Non-ferrous metals , non-mental, ceramic, glass, titanium alloy, aluminum alloy, tungsten steel	Ø152XØ12.7X0.5	1	metal-bonded
HW21130702L	Hard, brittle, mineral material, non-ferrous metals ,hard alloy, ceramic, glass, titanium alloy, quartz, silicon	Ø152XØ12.7X0.6	1	resin-bonded
HW21220702L	Carbon steel, alloy steel, tool steel, stainless steel, bearing steel	Ø152XØ12.7X0.5	1	CBN metal-bonded (boron nitride)
HW21110808	Mounting sample, resin, plastic sample, soft-medium gem, quartz, glass, rubber, asbestos, aluminum, copper, FRP, PC board	Ø150XØ25.4X1.2	1	resin-bonded
HW21121003L	Non-ferrous metals , non-mental, ceramic, glass, titanium alloy, aluminum alloy, tungsten steel	Ø175XØ25.4X0.6	1	metal-bonded
HW21111208H	Mounting sample, resin, plastic sample, soft-medium gem, quartz, glass, rubber, asbestos, aluminum, copper, FRP, PC board	Ø200XØ12.7X1.2	1	resin-bonded
HW21121207L	Non-ferrous metals , non-mental, ceramic, glass, titanium alloy, aluminum alloy, tungsten steel	Ø200XØ25.4X1.0	1	metal-bonded

Coolant

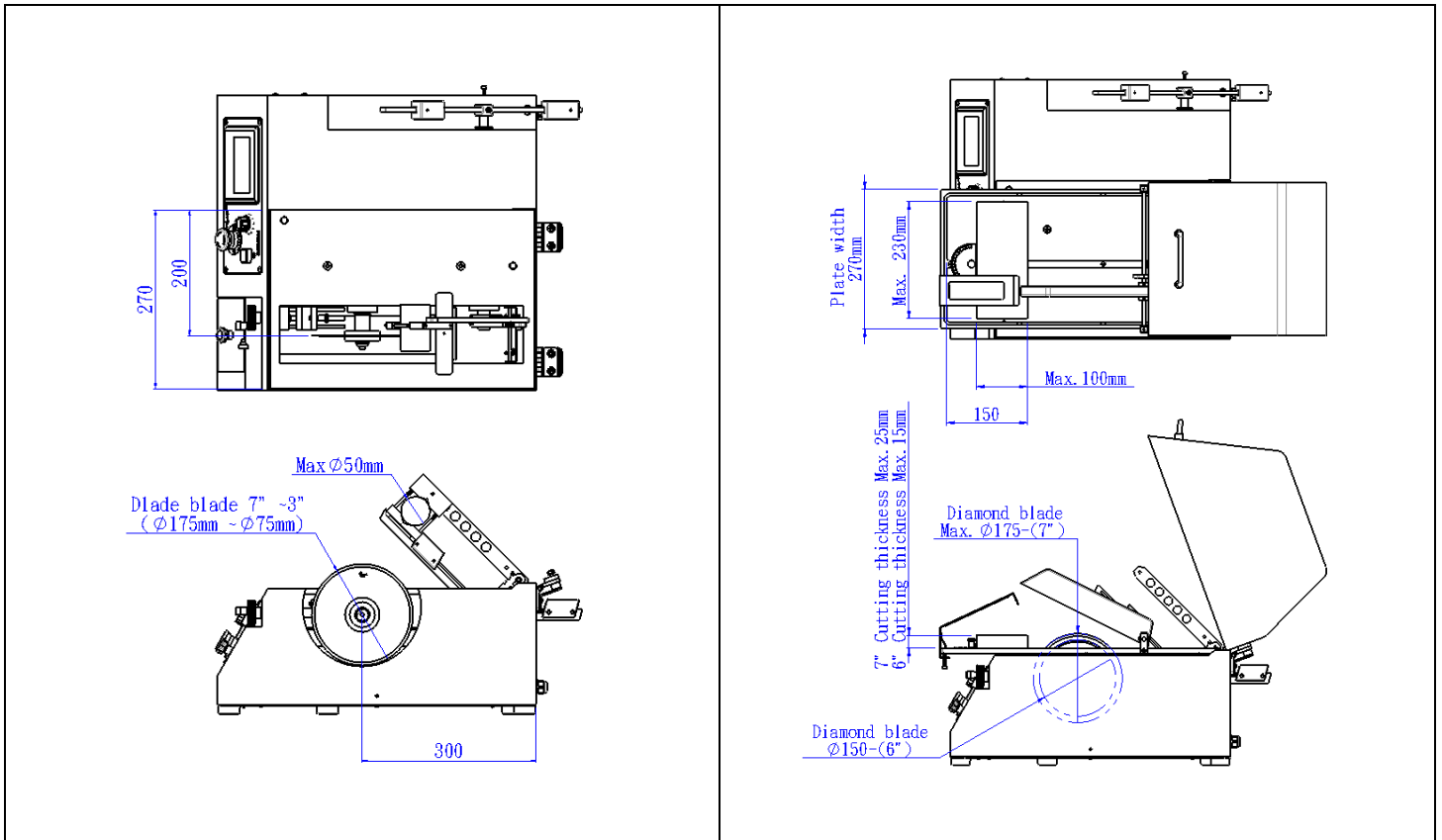
Item No.	Description	Features	MOQ	Remark
S01004	Coolant	Clear , flowability	1L	Coolant


Remark: Please access following link for details of consumables

<http://toptech.synology.me/Consumables/CuttingEN.pdf>



Appendix 5: Cutting chamber





TOP TECH

*Perfect Surface.
Always*

Cutting / Mounting / Grinding & Polishing / Spin Coater

TOP TECH MACHINES CO.,LTD

No.6-3,Siayuan Rd.,Dali,Taichung,412 Taiwan

Tel:886-4-24061658

Fax:886-4-24073200

<http://www.toptech.tw>

<http://toptech.sniapp.com>

E-mail: top@toptech.tw

Agent



All right reserved by Top Tech

NO.A16-01

<http://www.toptech.tw>