


# Aka-Brief #14 Cast Iron



Times are stated for a 300 mm preparation system and 40 mm dia. samples.

On a 250 mm system the times should be increased by 30%, on a 200 mm system by 100%. With larger samples the force should be increased, with smaller samples decreased.

Time and Force may vary depending on the equipment.

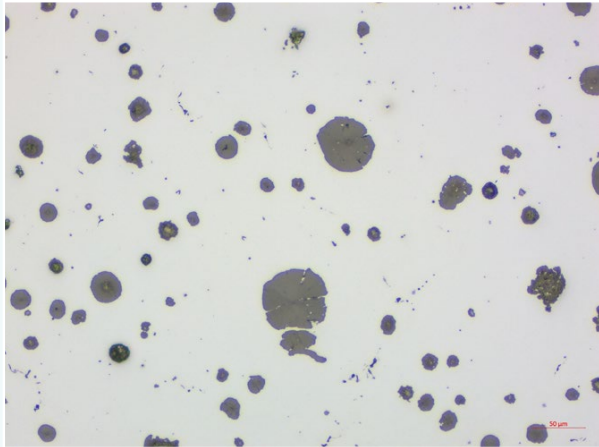
\* Step 4 is optional.

\*\* Oxide polishing gives a scratch free result but introduces some relief. To minimize relief, this step can be replaced by a final step using DiaMaxx Poly 1 µm on a Napal cloth.

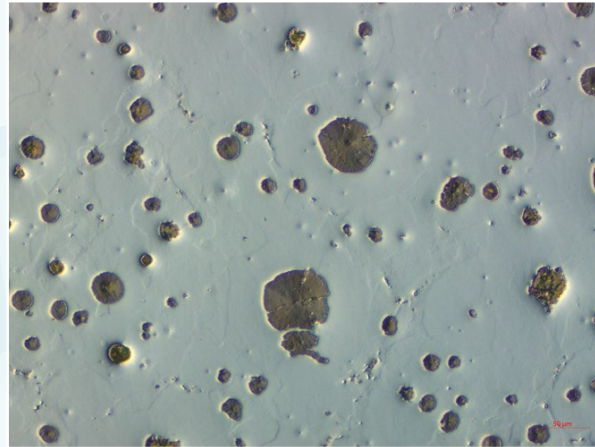
\*\*\* For water-sensitive samples, only diamond polishing is recommended using water-free suspensions/lubricants for the 3 and 1 µm steps. The use of water should also be avoided for cleaning after those preparation steps.

# Aka-Brief #14 Cast Iron

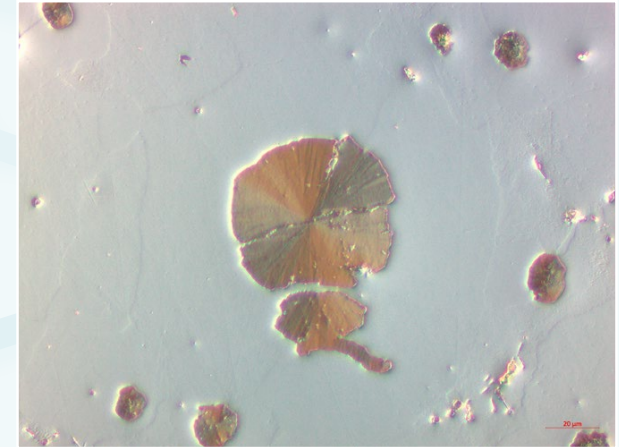
## FINAL RESULT



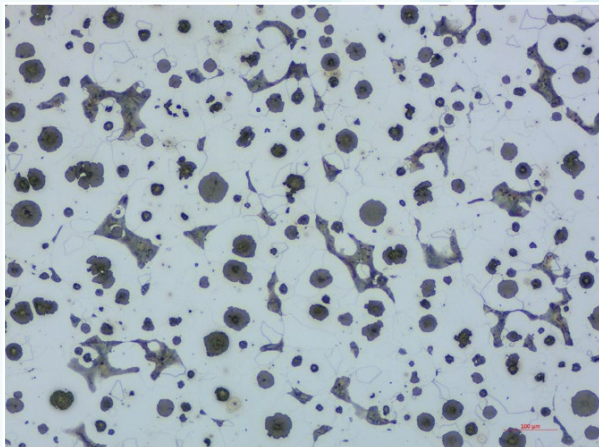
BF, 200x



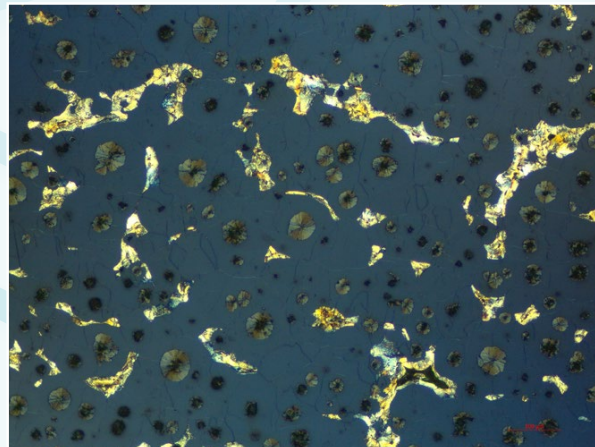
DIC, 200x



DIC, 500x



Etched with 3% Nital, BF, 200x



Etched with 3% Nital, POL, 200x