

Abrasive Cutting

CK260B/360B/460B

Wide window
for viewing



Easy to use
Various vises
can be selected

Instruction

Model No.: CK260B



Features



Standard vise-T-slot vise table with separated vise

-Suitable for long and irregular samples



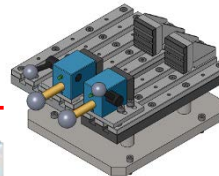
Option-Separated horizontal movement vise

-With left/right vise set a movement 20mm individually in Y-axis ⇔
 -With right vise forward and backward movement 40mm in X-axis ↗ ↖
 - With left vise movement 20mm in Y-axis ⇔



Option- Dual quick push clamp vise

-With the right/left vise a movement 45mm in Y-axis ⇔
 -With right vise movement 40mm in X-axis ↗ ↖
 -With left vise movement 20mm in Y-axis ⇔



Option - Separated T-slot vise table + separated vise

-Vise table allow cut off wheel go through table during cutting to reduce the material loss of the cut off wheel



Standard accessories

Recirculation coolant system

Quick connector
 Built in coolant fluid level gauge easy to check the water level

	Standard vise- T-slot vise table + separated vise	Option- Separated Horizontal movement vise	Option- Dual quick push clamp vise	Option- Separated T-slot vise table + separated vise
Sample size	Appendix 1	Appendix 2	Appendix 3	Appendix 4

Order no.	Model	Specification
CK-001 Protection function of cutting load	CK260B(Option) CK360B(Option) CK460B(Option)	-Machine would stop working for 3 seconds when first time overload. Start to work after the electric current drop back to normal value -If the machine overloads for consecutive four times, it would stop all the works automatically and return to the origin
CK-004 Variable spindle rotation speed	All model type	Frequency transformer for Variable spindle rotation speed $\pm 50\%$
CK120E03B Powerful type spindle	CK260(N/A) CK360(Option) CK460(Option)	Increase the spindle diameter and replace the standard bearing to dual bearing which can sustain greater cutting force and continually operation



CK-003-2(200L)

ion recirculation



Clear control panel
Easy to use



Option
CK-001 Protection
function of cutting load

Option
CK-004 Variable spindle
rotation speed $\pm 50\%$

Appendix 1 –T-slot vise table with separated vise (Standard accessories)

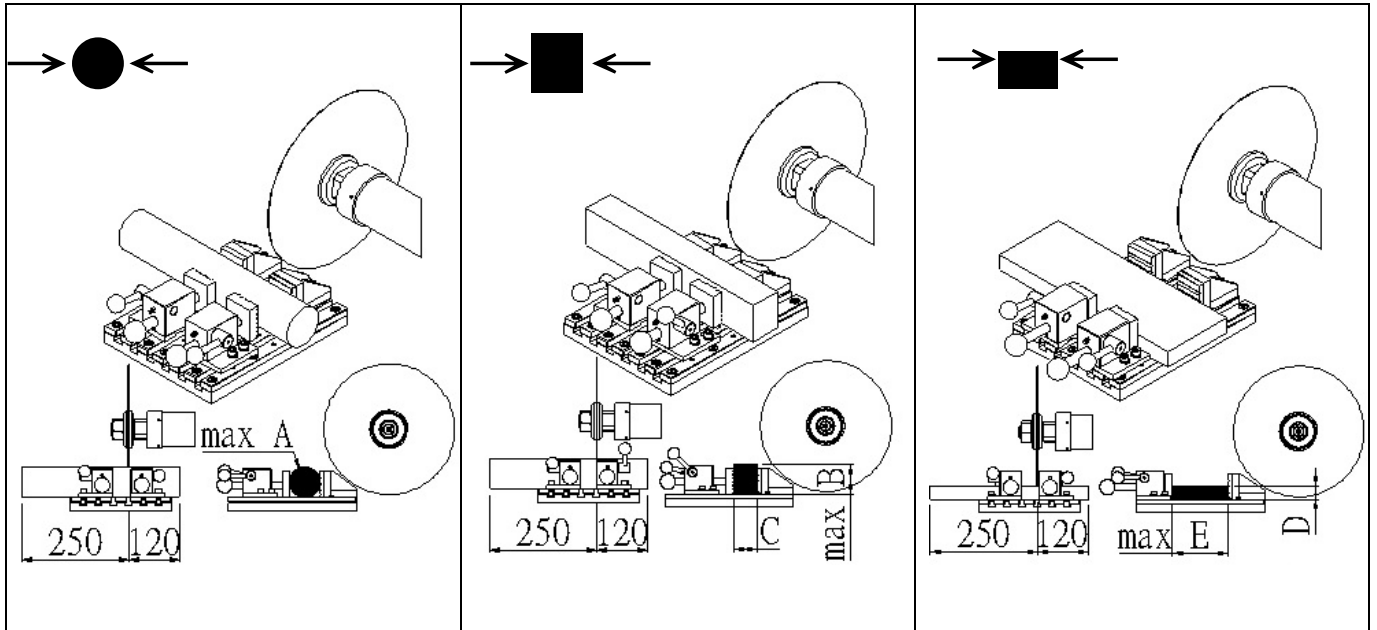


Table special for sampling, not for cut off

Model no.	●		■		■		Oder no.
	A(mm)	A cutting area (mm ²)	B(mm)	B x C	E(mm)	E x D	
CK260B-3HP	Ø70	3846.5	70	70x54.95	130	130x29.58	CZ06C
CK260B-5HP	Ø90	6358.5	90	90x70.64	130	130x48.91	CZ06C
CK360B-5HP	Ø90	6358.5	90	90x70.64	130	130x48.91	CZ04D
CK360B-7.5HP	Ø120	11304	120	120x94.2	130	130x86.95	CZ04D
CK460B-10HP	Ø120	11304	120	120x94.2	170	170x66.49	CZ04D

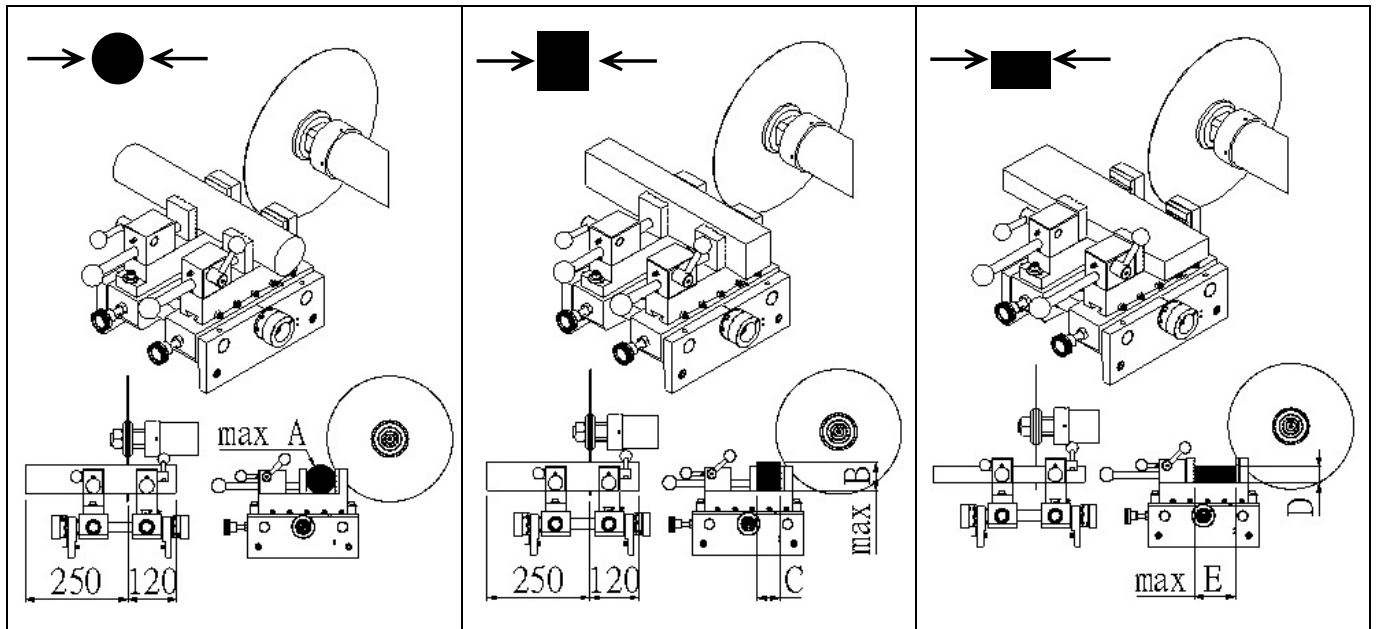
Square area surface calculation method:

The maximum height is B, the maximum width is E. $B \times C$ or $E \times D \leq A$ surface area.

Material application: Alloy tool steel SKS, SKD, SKT, SUP as heat treatment mechanical metal components, ordinary carbon steel, mechanical structure steel S-C series, tool steel SK series, and soft steel SS series.

Surface area can be cut in according to its degree of heat treatment

Appendix 2 – Separated horizontal movement vise (Option)



Model no.	●		■		■		Oder no.
	A(mm)	A cutting area (mm ²)	B(mm)	B x C	E(mm)	E x D	
CK260B-3HP	∅70	3846.5	70	70x54.95	100	100x38.46	CK70E04
CK260B-5HP	∅90	6358.5	90	90x70.64	100	100x63.58	CK90E04
CK360B-5HP	∅90	6358.5	90	90x70.64	150	150x42.39	CK120E04
CK360B-7.5HP	∅120	11304	120	120x94.2	150	150x75.36	CK120E04
CK460B-10HP	∅120	11304	120	120x94.2	200	200x56.52	CK120E04

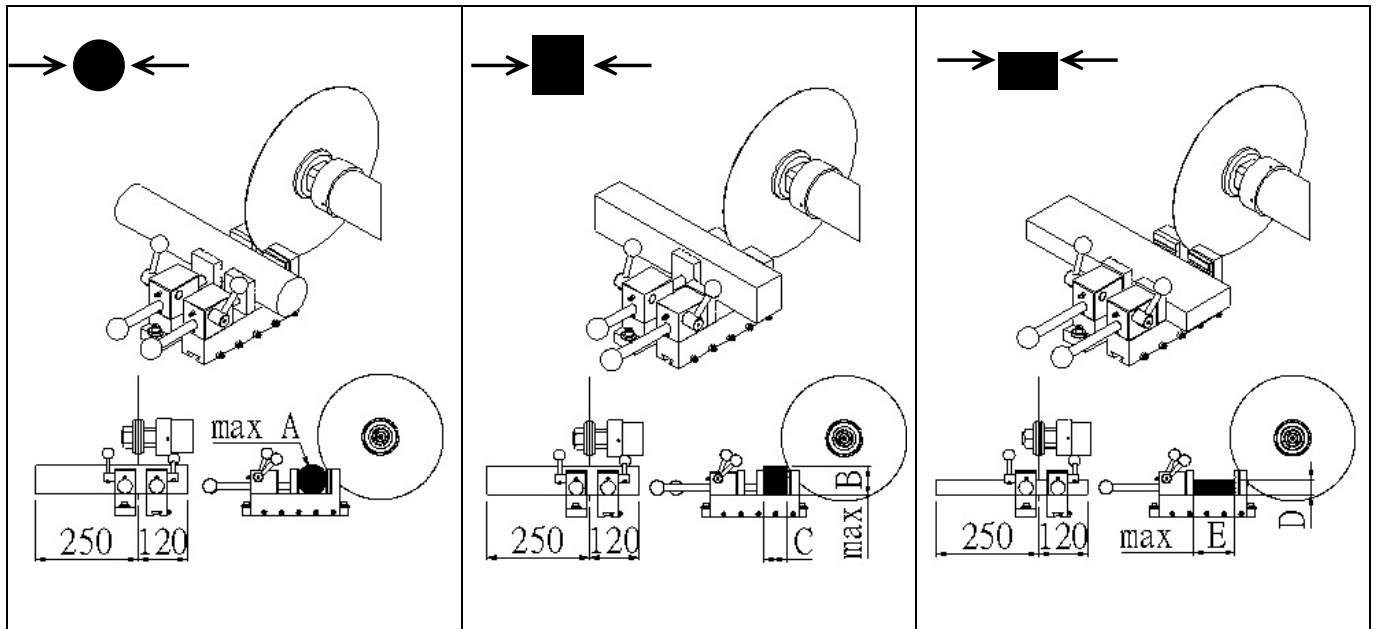
Square area surface calculation method:

The maximum height is B, the maximum width is E. $B \times C$ or $E \times D \leq A$ surface area.

Material application: Alloy tool steel SKS, SKD, SKT, SUP as heat treatment mechanical metal components, ordinary carbon steel, mechanical structure steel S-C series, tool steel SK series, and soft steel SS series.

Surface area can be cut in according to its degree of heat treatment

Appendix 3 – Dual quick push clamp vise (Option)



Model no.	●		■		■		Oder no.
	A(mm)	A cutting area (mm ²)	B(mm)	B x C	E(mm)	E x D	
CK260B-3HP	∅70	3846.5	70	70x54.95	100	100x38.46	CK70G03
CK260B-5HP	∅90	6358.5	90	90x70.64	100	100x63.58	CK70G03
CK360B-5HP	∅90	6358.5	90	90x70.64	150	150x42.39	CK90G03
CK360B-7.5HP	∅120	11304	120	120x94.2	150	150x75.36	CK90G03
CK460B-10HP	∅120	11304	120	120x94.2	200	200x56.52	CK120G03

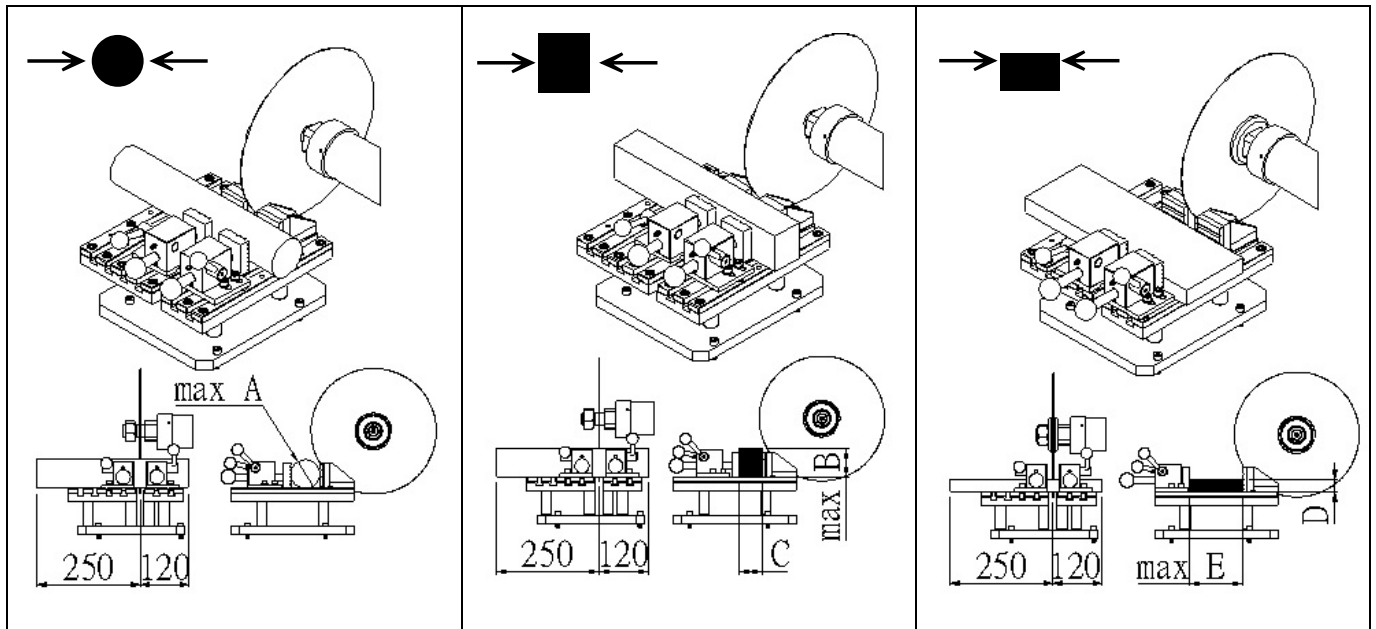
Square area surface calculation method:

The maximum height is B, the maximum width is E. $B \times C$ or $E \times D \leq A$ surface area.

Material application: Alloy tool steel SKS, SKD, SKT, SUP as heat treatment mechanical metal components, ordinary carbon steel, mechanical structure steel S-C series, tool steel SK series, and soft steel SS series.

Surface area can be cut in according to its degree of heat treatment

Appendix 4 – Separated T-slot vise table + separated vise (Option)



Model no.	●		■		■		Oder no.
	A(mm)	A cutting area (mm ²)	B(mm)	B x C	E(mm)	E x D	
CK260B-3HP	Ø70	3846.5	70	70x54.95	130	130x29.58	CK90E02A
CK260B-5HP	Ø90	6358.5	90	90x70.64	130	130x48.91	CK90E02A
CK360B-5HP	Ø90	6358.5	90	90x70.64	170	170x37.4	CK120E02A
CK360B-7.5HP	Ø120	11304	120	120x94.2	170	170x66.49	CK120E02A
CK460B-10HP	Ø120	11304	120	120x94.2	170	170x66.49	CK120E02A

Square area surface calculation method:

The maximum height is B, the maximum width is E. $B \times C$ or $E \times D \leq A$ surface area.

Material application: Alloy tool steel SKS, SKD, SKT, SUP as heat treatment mechanical metal components, ordinary carbon steel, mechanical structure steel S-C series, tool steel SK series, and soft steel SS series.

Surface area can be cut in according to its degree of heat treatment

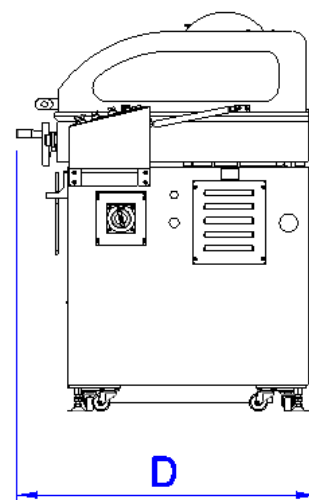
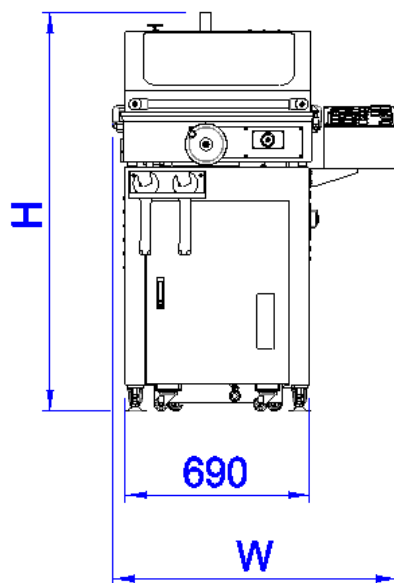
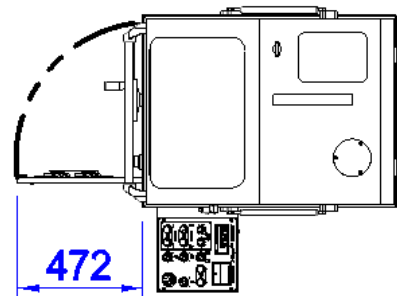
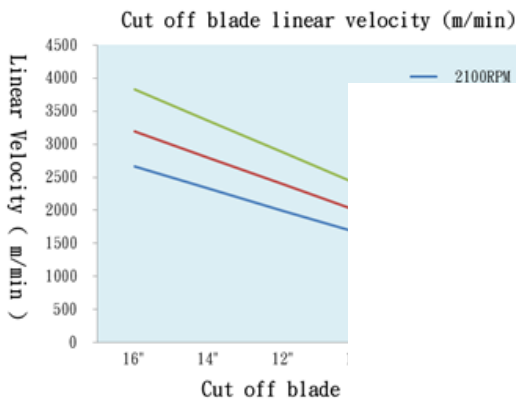
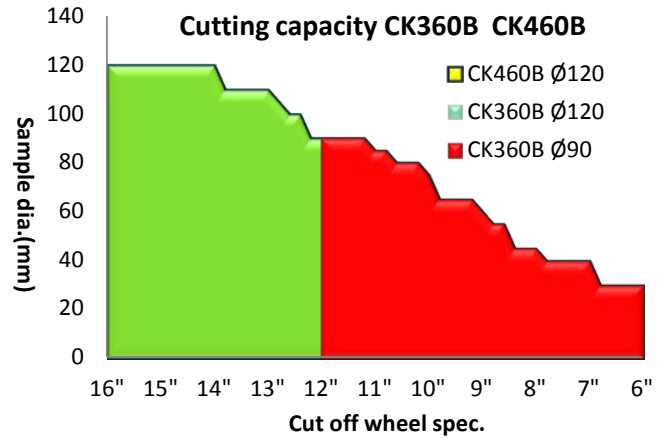
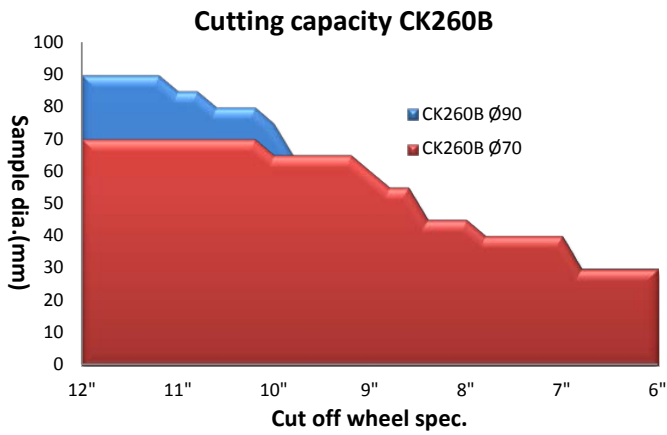


Specifications

Model No.		260B		360B		460B
Vise Travel		260mm	260mm	360mm	360mm	460mm
Motor Power		3HP (2300W)	5HP (3800W)	5HP (3800W)	7.5HP (5600W)	10HP (7500W)
Noise Level (idling)		68~72dB	68~72dB	70~75dB	70~75dB	70~78dB
Cutting Capacity		Appendix 1 、 Appendix 2 、 Appendix 3 、 Appendix 4				
Cutting Chamber		Appendix 5				
Abrasive Wheel (Diameter & Arbor)		ø305 × ø31.75(ø32)mm			ø406 × ø32mm	
Flange Diameter		ø85			ø85 & ø100	
Feed Rate		10~150 mm/min (Standard) 10~75 mm/min (Option)		10~75 mm/min(Standard) (Special feed rate can be customized)		
Feed Method	Automatic	Home point return after cutting				
	Manual	Hand wheel and button control				
Rotational Speed		2500RPM(60Hz) / 2100RPM(50Hz)				
Vise		T-slot vise table with separated vise				
Vise Dimension (WxH)		100mm x 60mm		150mm x 60(85)mm		200mm x 60(85)mm
Movement in X-axis		45mm				
Pump Motor Power		1/4HP (190W) Three phases				
Recirculation Cooling System		100L		120L		
Machine Dimension (WxDxH)		100 x 110 x 155cm		105 x 125 x 162cm		105 x 145 x 162cm
Machine Weight		358Kg	365Kg	454Kg	476Kg	503Kg
Voltage		AC 220V/380V /415V/440V Three phases (Special voltage can be customized)				
Standard Accessories		Wrench x 2pcs, cut off blade x 2pcs				
		Coolant 5L		Coolant 6L		

Parameter

For reference only





Consumables

Abrasive wheel

Order No.	Materials	Model no.	Diameter*Arbor*Thickness	MOQ
S02A0302	Alloy tool steels SKS、SKD、SKT 、SUP heat treatment metal	CK260B(3/5HP) CK360B(5HP)	12"(Ø305XØ31.75X1.2)	10
S02B0302	Ordinary carbon steel、mechanical structural steel S-C series、tool steel、soft steel SS series	CK260B(3/5HP) CK360B(5HP)	12"(Ø305XØ31.75X1.5)	10
S02C0302	Special alloy steel、 high-speed steel and other heat treatment components	CK260B(3/5HP) CK360B(5HP)	12"(Ø305XØ31.75X1.2)	10
S02D0302	Ordinary cast iron FC for casting	CK260B(3/5HP) CK360B(5HP)	12"(Ø305XØ31.75X1.2)	10
S02D1102B	Ordinary cast iron FC for casting	CK260B(3/5HP) CK360B(5HP)	12"(Ø305XØ32X1.2)	10
S02E0302	Non-iron metals、copper alloy	CK260B(3/5HP) CK360B(5HP)	12"(Ø305XØ31.75X1.2)	10
S02F0302	Bakelite、Plastic、sapphire	CK260B(3/5HP) CK360B(5HP)	12"(Ø305XØ31.75X1.2)	10
S02N12AD	Alloy tool steels SKS、SKD、SKT 、SUP heat treatment metal	CK260B(3/5HP) CK360B(5HP)	12"(Ø300XØ32X2)	10
S02N12ATC	Alloy tool steels、 Heat treatment metal	CK260B(3/5HP) CK360B(5HP)	12"(Ø300XØ32X2)	10
S02N12ATS	Ordinary carbon steel、mechanical structural steel S-C series、tool steel 、soft steel SS series	CK260B(3/5HP) CK360B(5HP)	12"(Ø300XØ32X2)	10
S02A0504	Alloy tool steels SKS、SKD、SKT 、SUP heat treatment metal	CK360B(7.5HP) CK460B(10HP)	16" (Ø400XØ31.75X3)	10
S02B0504A	Ordinary carbon steel、mechanical structural steel S-C series、tool steel 、soft steel SS series	CK360B(7.5HP) CK460B(10HP)	16"(Ø405XØ31.75X3)	10
S02C0504	Alloy tool steels SKS、SKD、SKT 、SUP heat treatment metal	CK360B(7.5HP) CK460B(10HP)	16"(Ø400XØ31.75X3)	10
S02D0504	Ordinary cast iron FC for casting	CK360B(7.5HP) CK460B(10HP)	16"(Ø400XØ31.75X3)	10
S02E0504	Non-iron metals、copper alloy	CK360B(7.5HP) CK460B(10HP)	16"(Ø400XØ31.75X3)	10

Consumables

Abrasive wheel


Order No.	Materials	Model no.	Diameter*Arbor*Thickness	MOQ
S02F0504	Bakelite 、 Plastic 、 Sapphire	CK360B(7.5HP) CK460B (10HP)	16"(ϕ 400X ϕ 31.75X3)	10
S02N16AD	Special alloy steel 、 high-speed steel and other heat treatment components	CK360B(7.5HP) CK460B (10HP)	16"(ϕ 400X ϕ 32X3)	10
S02N16ATC	Alloy tool steels SKS 、 SKD 、 SKT 、 SUP heat treatment metal	CK360B(7.5HP) CK460B (10HP)	16"(ϕ 400X ϕ 32X3)	10
S02N16ATS	Ordinary carbon steel 、 mechanical structural steel S-C series 、 tool steel 、 soft steel SS series	CK360B(7.5HP) CK460B (10HP)	16"(ϕ 400X ϕ 31.75X3)	10

Diamond saw

Order No.	Materials	Model no.	Diameter*Arbor*Thickness	MOQ	Remark
HW21121510L	Non-iron material 、 non-metal material 、 precision cutting 、 high molecular material	CK260(3/5HP) CK360(5HP)	10"(ϕ 250X ϕ 31.75X2)	1	Metal-bonded
HW21121610L	Non-iron material 、 non-metal material 、 precision cutting 、 high molecular material	CK260(3/5HP) CK360(5HP)	12"(ϕ 300X ϕ 31.75X2)	1	Metal-bonded

Coolant

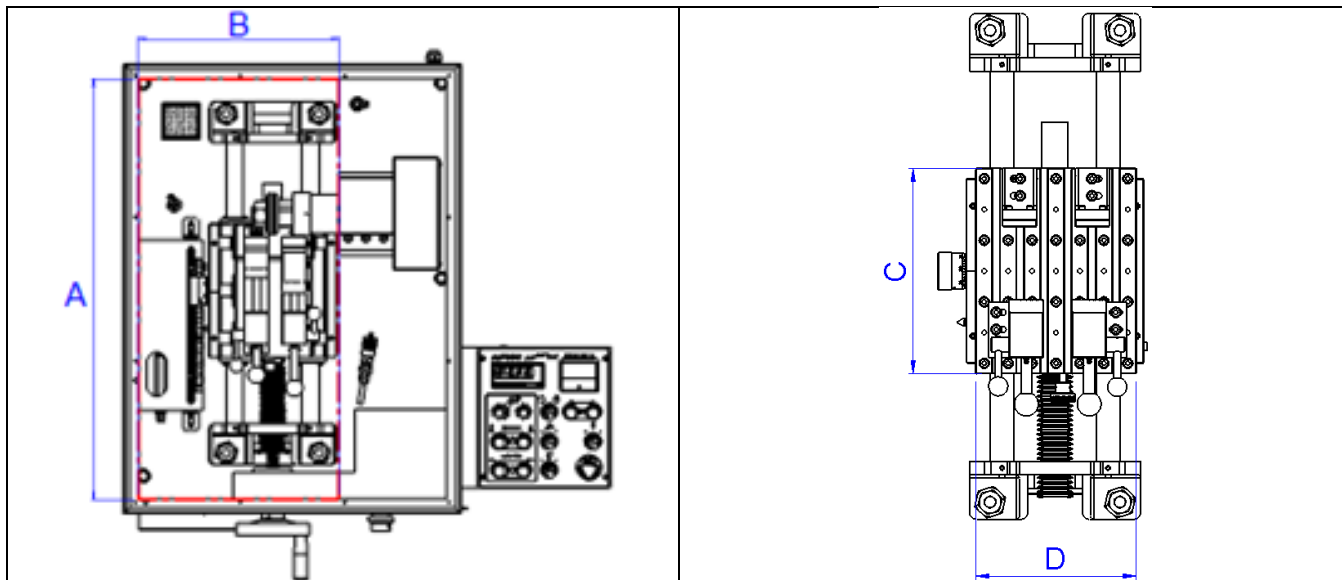
Order No.	Materials	Capacity	Feature	MOQ	Order No.
S01002	Coolant	1L	Creamy and high oil content	20L	



Remark: Welcome to get the more detail information of consumables in the follow link
<http://toptech.synology.me/Consumables/CuttingEN.pdf>



Appendix 5 – Cutting chamber capacity



Model no.	A(mm)	B(mm)	C(mm)	D(mm)
CK260-3HP	850	410	300	235
CK260-5HP	850	410	300	235
CK360-5HP	950	400	340	235
CK360-7.5HP	950	400	340	235
CK460-10HP	1090	400	340	235





*Perfect Surface.
Always*

Cutting / Mounting / Grinding & Polishing / Spin Coater

TOP TECH MACHINES CO.,LTD

No.6-3,Siayuan Rd.,Dali,Taichung,412 Taiwan

Tel:886-4-24061658

Fax:886-4-24073200

<http://www.toptech.tw>

<http://toptech.snjapp.com>

E-mail: top@toptech.tw



Agent:

We reserve the right to change design without notice.

NO.A16-01

<http://www.toptech.tw>